








Statutory Assessments Report

Navigation Primary School

Key Results - 2023-2024

Assessment	Statistic	Cohort	School Result	National Comparison	National Result	School Percentile Rank
KS2 Reading, Writing & Maths combined	% of pupils achieving the expected standard	62	82%	 Above (significant)	61%	94th
KS2 Reading, Writing & Maths combined	% of pupils achieving the higher standard	62	23%	 At or above	8%	96th

Legend

-  Above national (statistically significant)
-  At or above national
-  Below national
-  Below national (statistically significant)
-  Missing data
- ~ Estimated national

Key Stage 2

Subject	Statistic	2018-2019		2021-2022		2022-2023		2023-2024		
		School	National	School	National	School	National	Cohort	School	National
Reading, Writing & Maths combined	% of pupils achieving the expected standard	78% +	65%	71% ●	59%	74% +	60%	62	82% +	61%
Reading, Writing & Maths combined	% of pupils achieving the higher standard	15% ●	11%	6% ■	7%	11% ●	8%	62	23% ●	8%
Reading	% of pupils achieving the expected standard	85% +	73%	90% +	74%	86% +	73%	62	84% ●	74%
Reading	% of pupils achieving the higher standard	35% ●	27%	53% +	28%	42% +	29%	62	48% +	28%
Reading	Average scaled score	106.3 +	104.0	109.7 +	105.0	108.3 +	105.0	62	108.1 +	105.0
Writing	% of pupils achieving the expected standard	81% ●	78%	73% ●	69%	80% ●	71%	62	89% +	72%
Writing	% of pupils working at greater depth	21% ●	20%	6% ■	13%	16% ●	13%	62	31% +	13%
Maths	% of pupils achieving the expected standard	88% ●	79%	88% +	71%	88% +	73%	62	92% +	73%
Maths	% of pupils achieving the higher standard	43% +	27%	41% +	22%	42% +	24%	62	58% +	24%
Maths	Average scaled score	107.7 +	105.0	108.8 +	104.0	107.6 +	104.0	62	109.4 +	104.0

Subject	Statistic	2018-2019		2021-2022		2022-2023		2023-2024		
		School	National	School	National	School	National	Cohort	School	National
GPS	% of pupils achieving the expected standard	86% ●	78%	91% +	72%	86% +	72%	62	87% +	72%
GPS	% of pupils achieving the higher standard	43% ●	36%	53% +	28%	31% ●	30%	62	48% +	32%
GPS	Average scaled score	108.5 +	106.0	109.9 +	105.0	106.6 ●	105.0	62	108.0 +	105.0
Science	% of pupils achieving the expected standard	85% ●	83%	91% +	79%	90% ●	80%	62	95% +	81%